

Solving Your Relay Requirements Since 1922



Amperite Co.
4201 Tonnelle Ave.
Suite 6
North Bergen, NJ 07047

(800) 752-2329

www.Amperite.com

AR1 - Series

Automotive Relays



Ultra-miniature size with universal footprint

High Contact capacity: 12 Amperes

Low coil power consumption

Sealed relay

PCB Mount

SPECIFICATIONS

Contact Material	Silver Alloy		
Contact Resistance	Maximum 100 Milliohms		
Operate Time	Maximum 8 Milliseconds		
Release Time	Maximum 5 Milliseconds		
Insulation Resistance	100 Megohm Minimum (500 VDC)		
Dielectric Withstanding Voltage	--		
Coil to Contact	1500 VAC (50 / 60 Hz) for 1 Minute		
Between Open Contacts	750 VAC (50 / 60 Hz) for 1 Minute		
Vibration Resistance	Functional	10 to 55 Hz Double Amplitude of 1.5 mm	
	Destruction	10 to 55 Hz Double Amplitude of 1.5 mm	
Shock Resistance	Functional	10 G's Minimum	
	Destruction	100 G's Minimum	
Life (Minimum Operations)	Mechanical	At 180 CPM	10,000,000
	Electrical	At 20 CPM	100,000
Ambient Temperature	-40° C to +85° C		
Operating Humidity	98% RH @ 40° C		
Unit Weight	9 Grams		

Solving Your Relay Requirements Since 1922



Amperite Co.
4201 Tonnelles Ave.
Suite 6
North Bergen, NJ 07047

(800) 752-2329
www.Amperite.com

CONTACT RATINGS

Arrangement	1C
Resistive Load Cos. ϕ = 1	12A 250 VAC / 10A 28 VDC
Maximum Contact Voltage	125 VDC / 250 VAC
Maximum Contact Current	12 A

COIL DATA (at 20°C)

Nominal Voltage	12 VDC
Pick-up Voltage VDC (Max.)	9 VDC
Drop-out Voltage VDC (Min.)	0.6 VDC
Coil Resistance	400 Ω \pm 10%
Power Consumption	0.36 Watts
Temperature Rise (Nominal Voltage)	35°C
Max. Allowable Voltage	130% of Nominal Voltage

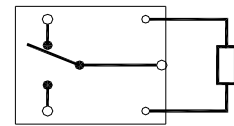
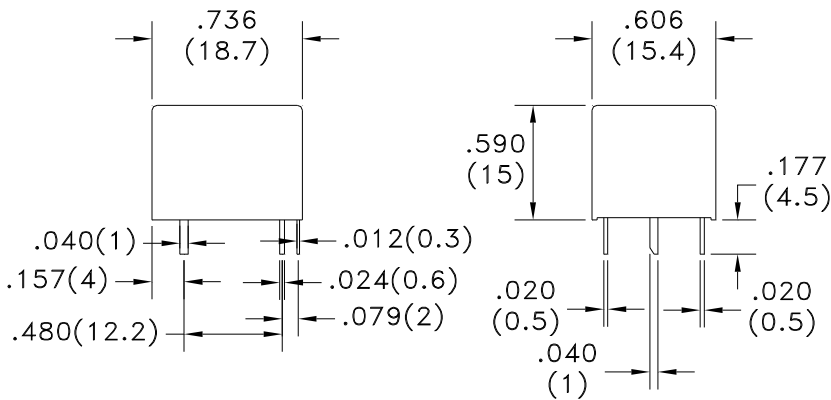
THE AMPERITE PART NUMBERING SYSTEM IS LISTED BELOW. IF YOU DO NOT SEE THE NUMBER LISTED THAT YOU NEED, PLEASE CONTACT US. WE CAN PROVIDE MOST TYPES OF RELAYS AVAILABLE TODAY.

Part Number	CONTACT ARRANGEMENT	COIL VOLTAGE	TERMINATION
AR1-1C 012D 02	1C = 1 Form C	012D = 12 VDC	02 = PCB Mount

Solving Your Relay Requirements Since 1922

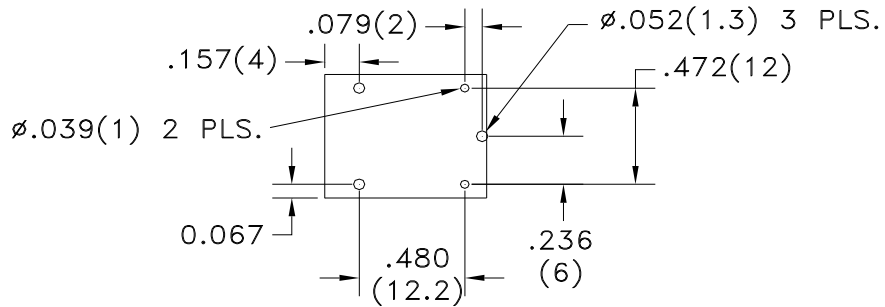


Amperite Co.
 4201 Tonnelle Ave.
 Suite 6
 North Bergen, NJ 07047
 (800) 752-2329
 www.Amperite.com



Wiring Diagram
 (Bottom View)

Outline Dimensions AR1 1 Pole PCB Mount



(Bottom View)

PCB Outline Dimensions AR1