



Solving your relay requirements since 1922

Amperite Co.

(800) 752-2329
www.Amperite.com

D Series Flasher

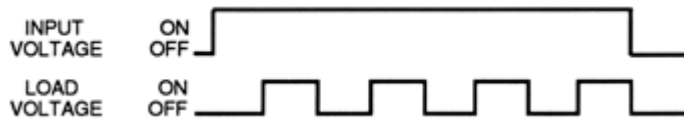


- ... Solid state analog flasher circuitry
- ... No moving parts to wear out
- ... 2A load rating
- ... Low cost
- ... Small size
- ... AC or DC units available
- ... 3 terminal configuration
- ... No current leakage to load
- ... UL File #E96739 (M)
- ... CSA File #LR62586

Timing Mode:

On/off recycling solid state flasher. The flash rates are fixed and are available from 2 to 1000 flashes per minute (FPM). Duty cycle is approximately 50% with custom duty cycles available.

Timing Diagram:



Output Circuit:

AC units - triac; DC units - transistor

Rating (Resistive): 2A @ 110 - 120V AC or DC; (Inrush): 10A maximum

Expected Life @ 25°C: Solid state circuitry - no moving parts to wear out.

Environmental Information:

Temperature Range: Operating & storage: -23°C to +60°C, (-10°F to +140°F)

Mechanical Information:

Termination: .110 inch (standard), .250 inch (optional), screw terminals (optional), or 18" wires (optional)

Enclosure: Black plastic case

Mounting: Single screw or optional 2-screw panel mount

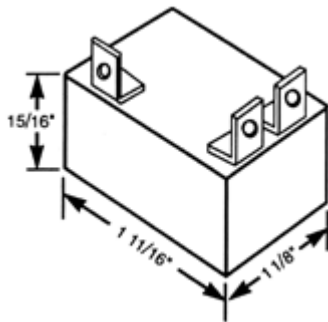
Weight: 0.8 oz (239) approx.



Solving your relay requirements since 1922

Amperite Co.

(800) 752-2329
www.Amperite.com



Timing Specifications:

Flash Rate - Fixed: Standard - 30, 45, 60, 75, 90 & 120 FPM. **Custom rates available from 2 to 1000 FPM.**

Flash Rate Tolerance: $\pm 10\%$

Input Information:

Voltage: AC units - 6V, 12V, 24V, 48V and 115V; DC units - 6V, 12V, 24V, 48V and 110V. **Other voltages are available.**

Power Requirement: AC units: 3 VA or less; DC units: 3 Watts or less

Input Voltages & Limits:

Nominal	Minimum	Maximum
6V AC	5.4V	6.6V
12V AC	10V	14V
24V AC	20V	28V
48V AC	41V	55V
115V AC	105V	130V
6V DC	5.4V	6.6V
12V DC	11V	14V
24V DC	20V	28V
48V DC	41V	55V
110V DC	95V	125V

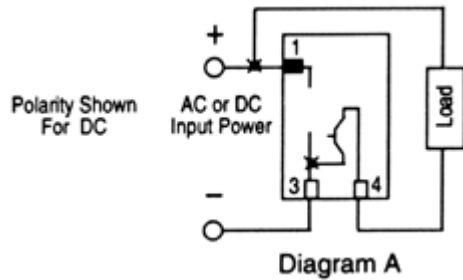


Solving your relay requirements since 1922

Amperite Co.

(800) 752-2329
www.Amperite.com

Wiring Diagram:



Ordering Information:

Definition of a part number for the Amperite D Series Flasher.

Example:

A: Denotes nominal input voltage. Voltages available: 6, 12, 24, 48 & 115V AC; 6, 12, 24, 48 & 110V DC. Custom voltages are available.

B: Denotes type of input current required for operation: A = AC - Alternating Current; D = DC - Direct Current

C: Denotes flasher configuration.

D: Denotes flash rate. Standard rates are 30, 45, 60, 75, 90 & 120 FPM. Custom rates are available from 2 to 1000 FPM.

E: Denotes current options - Blank = Standard, H = Higher Operating Current.

F: Denotes form of termination - Blank = .110 male electro-plate solder terminals (standard), X = .250 male quick connect terminals (optional), S = screw terminals (optional), W = three 18" wires (optional).

G: Denotes use of solid state analog circuitry of D Series.



Solving Your Relay Requirements Since 1922