



Solving your relay requirements since 1922

Amperite Co.

(800) 752-2329
www.Amperite.com

DFA Series Adjustable Recycling Timer



- ... Solid state CMOS digital recycle (flasher) timer circuitry
- ... DPDT (2 form C) isolated 10 ampere relay contacts
- ... Off and On time-user adjustable over a 100:1 span
- ... 12V to 120V input voltage available-both AC and DC models
- ... UL File #E96739 (M)
- ... CSA File #LR62586-5


The Amperite DFA series adjustable recycling timers provide a continuously operating off/on cycle as long as power is applied to the input terminals. Two knob operated potentiometers provide user adjustment of both the flash rate and duty cycle. One knob sets the Off time; the other sets the On time. Standard models allow both the Off time and On time to be adjusted over a 100:1 range. Custom timing is available.

Timing Mode:

Off/On recycling (flasher) timer. The initial timing period, after application of power, is "off". An option allows the unit to cycle "on" upon application of power. Standard timing ranges (Off and On time) are as follows:

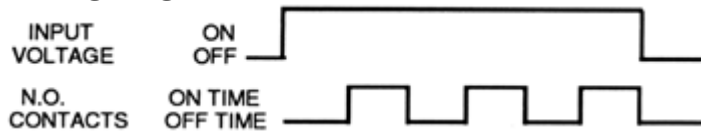
A: 0.1 second to 10 seconds	G: 1 - 4 hours
B: 0.25 second to 25 seconds	H: 14.4 minutes to 24 hours
C: 0.6 second to 60 seconds	I: .6 minutes to 60 minutes
D: 1.2 second to 120 seconds	J: .1 minute to 10 minutes
E: 1.8 second to 180 seconds	K: 10 minutes to 24 hours
F: 1 minute to 100 minutes	M: 1 - 10 hours

Custom Timing Is Available. Fixed timing is available from 0.1 secs thru 240 Hrs. If

	<p style="text-align: right;">Amperite Co.</p> <p style="text-align: right;">(800) 752-2329 www.Amperite.com</p>
---	--

fixed timing is desired, please indicate S for secs., M for mins., & H for hours.

Timing Diagram:



Contact Information:

Arrangement: 2 form C (DPDT) - Diagram C
 Contact Material: Silver - Cadmium Oxide
 Rating (Resistive):
 10A @ 240V AC Resistive
 15A @ 30V DC Resistive
 15A @ 120V AC Resistive
 1/3 HP @ 120V AC
 1/2 HP @ 250V AC
 Expected Life @ 25°C : 10 Million operations, Mechanical
 100,000 operations minimum at rated loads

Environmental Information:

Temperature Range: Storage: -60°C to +105°C (-76°F to +221°F); Operating: -45°C to +70°C (-49°F to +158°F)


Mechanical Information:

Termination: 8 pin Octal Style Plug or 11-pin spade terminals (Diagram C & D)
 Enclosure: White plastic case. Knob adjustable models have a dial scale for reference only. LDFFA version has a black case.
 Weight: 4 oz (114g) approx.

Timing Specifications:

Timing - Fixed: 0.1 secs thru 240 Hrs.
 Timing Adjustment: Two (2) knob adjustable potentiometers.
 Timing Ranges: See Above.
 Timing Tolerance: Fixed Units: ± 5%; 1% units are available at extra cost. Adjustable Units: -0 to +10% of maximum specified delay time. Minimum specified value or less at low end.
 Repeatability: ± 1%
 Release Time: 60 ms typical, 100 ms maximum
 Timing Cycle Interrupt Transfer: None
 Reset: Upon interruption of power

Initial Dielectric Strength:

	<p style="text-align: right;">Amperite Co.</p> <p style="text-align: right;">(800) 752-2329 www.Amperite.com</p>
---	--

Between open contacts: 1000V RMS
 Between adjacent contacts: 1500V RMS
 Between contacts & coil: 1500V RMS

Input Information:

Voltage: AC units- 12V, 24V and 120V; DC units- 12V, 24V, 48V and 110V. Custom voltages are available.

Power Requirement: AC units: 3 VA or less DC units: 3 Watts or less

Transient Protection: 1 JOULE MOV, Polarity Protection: On DC units - Yes

Input Voltages & Limits:

Nominal	Minimum	Maximum
12V AC	10V	14V
24V AC	20V	28V
120V AC	105V	130V
12V DC	11V	14V
24V DC	20V	32V
48V DC	41V	55V
110V DC	95V	125V

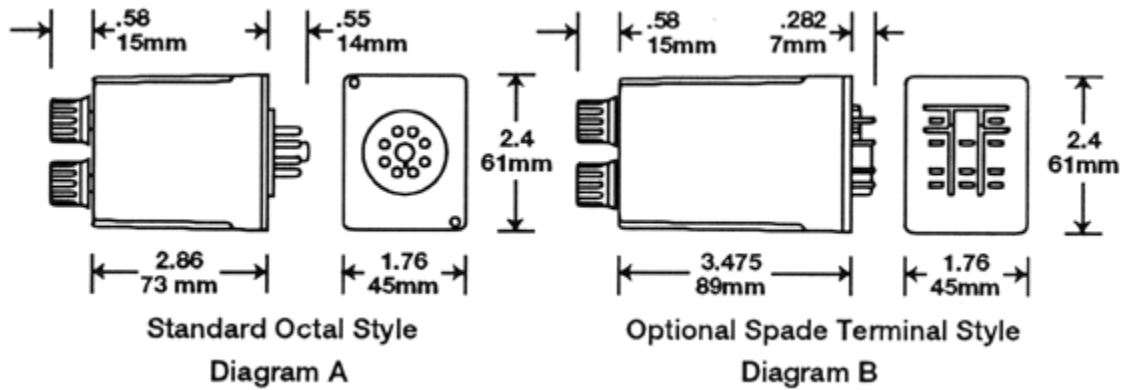
Outline Dimensions:



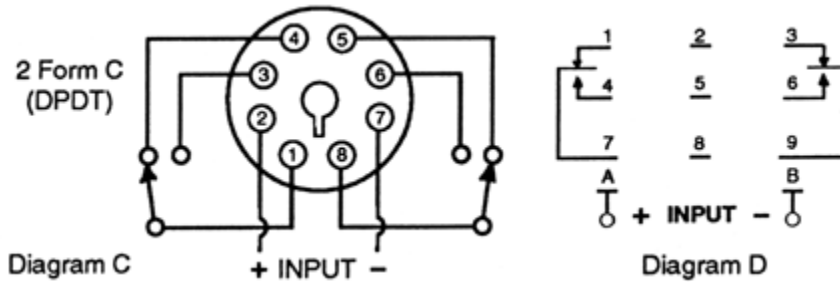
Solving your relay requirements since 1922

Amperite Co.

(800) 752-2329
www.Amperite.com



Wiring Diagrams:



Ordering Information:

Definition of a part number for the Amperite DFA Series recycling Flasher.

Example:




A: Denotes nominal input voltage. Voltages Available: 12, 24, & 120V AC; 12, 24, 48 & 110V DC. Custom Voltages are available.

B: Denotes type of input current required for operation:

A = AC - Alternating Current

D = DC - Direct Current

C: Denotes first timing period. See timing mode chart above for proper code letter. For standard units this is an "OFF" time delay. Fixed timing available. If fixed timing is desired, please indicate S for secs., M for mins., or H for hours.

 <p>AMPERITE Solving your relay requirements since 1922</p>	<p>Amperite Co.</p> <p>(800) 752-2329 www.Amperite.com</p>
---	--

D: Denotes second timing period. For standard units this is an "ON" timing period. Fixed timing available.

*Note: If the ON time delay period is desired to occur first upon application of input power, place an "R" after the second timing period code letter, and enter range for ON-TIME in "C" & OFF-TIME in "D".

E: Enter "L" if optional 11-pin spade terminals are required (Diagrams B & D).

F: Denotes 10 ampere 2 form C adjustable recycle flasher - DFA Series.

